



Richard Rairigh and Evie Houtz, Be Active Kids

Ronda Hawkins, Sandhills Community College

Patty Sullivan, Randolph County Partnership for Children

Judy Thomas, Coalition for Families in Lee County



What in the world is a PlayDaze?



Being active & having fun!

Celebrates the value of play

Diverse play activities for all

Connect people around play

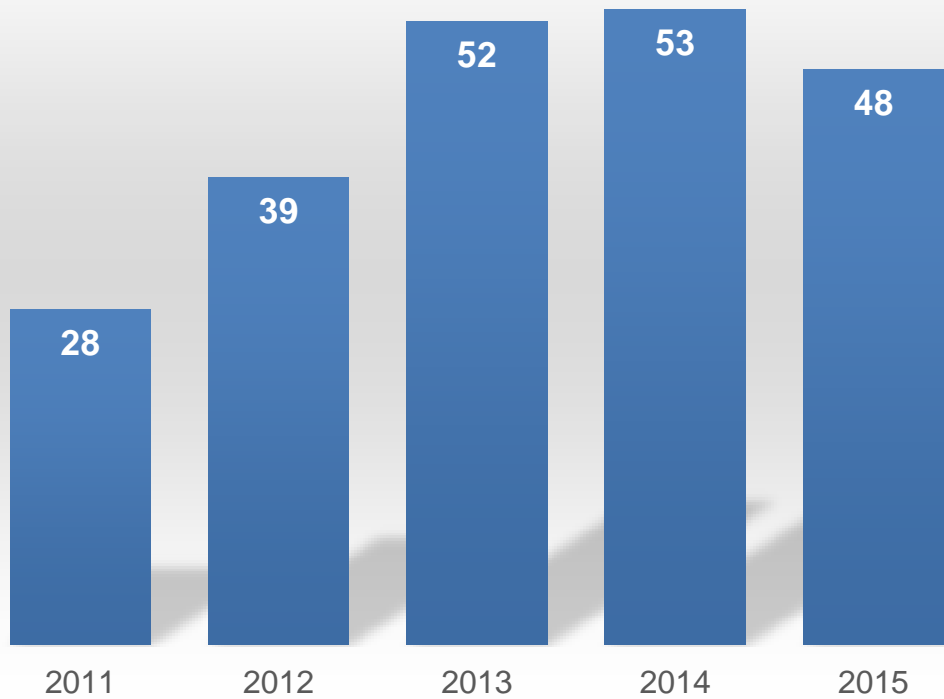
Third weekend in September of every year

PlayDaze can be ANY DAY!!!!

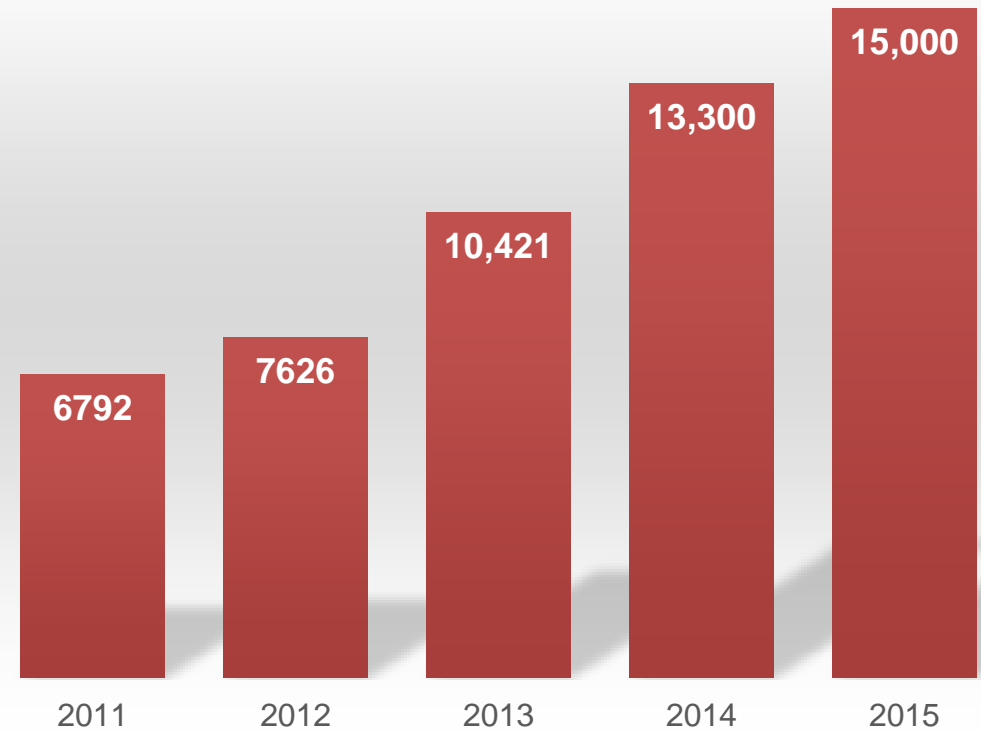
Play

PlayDaze Numbers

Registered PlayDaze Events



PlayDaze Participants



10 Steps to holding a PLAYDAZE

1. Learn about PlayDaze
2. Gather a “planning team”
3. Decide on a location
4. Register your PlayDaze
5. Gather support and/or funding
6. Create an action plan
7. Recruit volunteers
8. Promote your PlayDaze
9. Gather materials
10. Reflect and evaluate after the event



PLAY

PLAY DAZE

It's more than fun.



Play

Sandhills
COMMUNITY COLLEGE

The North Carolina Zoo & Greensboro Parks & Recreation Department present

Nature Play Day

WHAT: Outdoor fun! Fort building, mud-pie making and more. This is a fun, family event—plan on getting dirty!

WHERE: Bur-Mil Park

WHEN: October 29, 2011, 11am to 3pm
No registration required.
Questions? Call 336-879-7715

It's Free!



Connecting children with outdoor play—naturally!

playful PEDAGOGY
inspire play. everyday.

North Carolina Zoo
nczoo.org • Asheboro

2013 Annual Play Daze Event

Campbell House Park in Southern Pines, NC

Goal of the Play Daze Event:

Getting children outside, being physically active, making choices, having fun, forming friendships and engaging in creative play!



Activities planned:

- fort-building in the bamboo forest
- clay, mud, sand, dirt and water play
- nature art
- building fairy villages
- face painting and dramatic play
- sidewalk chalk, hopscotch and other games
- loose parts for creative play and game creation
- parachute, frisbees, beach balls, hula hoops, jump ropes
- tree swinging and slack line walking
- cloud watching
- outside reading and storytelling



When: Friday, September 20, 2013; 9:00 a.m. -2:00 p.m.

Where: Campbell House, 482 E. Connecticut Ave, Southern Pines, NC 28387 Phone: [910-692-2463](tel:910-692-2463)

For more information: Contact Ronda Hawkins at hawkinsr@sandhills.edu or 910-695-3808









PLC



NC Play Daze

BeActiveKids · 4/6 videos



- 1  **2012 Play Daze Southern Pines**
BeActiveKids
- 2  **Getting Started with Play Daze**
BeActiveKids
- 3  **2012 Play Daze Interview w/ Dr Aaron Spence**
BeActiveKids
- 4  **2013 Play Daze**
BeActiveKids
- 5  **Interview with a Primary School Principal**
BeActiveKids
- 6  **PlayMobile Full Speed Ahead**
BeActiveKids

2013 Play Daze



BeActiveKids

 **Subscribe** 13

344 views



Interview with a Primary School Principal
BeActiveKids
155 views



Getting Started with Play Daze

PlayDaze Reflections

Soon as they let the kids go, the children were off to whatever attracted their eye. At first they were clustered with their class but they did it themselves, then about 5 or 6 minutes later they were mingling with other children and engaging into the different stations. The kids were laughing, engaging in conversation with peers and adults, listening to stories, running, jumping, rolling, digging, climbing, building, creating, throwing, splashing, and engaging themselves in imaginary play.

Play

PlayDaze Reflections

The children that had behavioral problems were playing with others nicely, and going from station to station. The children with disabilities were able to engage in play without many limitations. For example, one of the children that was unable to walk and was placed in a stroller was able to pull up to the art station and paint on the hanging banner that they had out there, the child was able to get out of the stroller and throw dirt, play in big boxes, sit and play in the pool of water and clay, the pool of dirt and water, the sand area and basically every center. There was a therapy dog out that the kids were able to pet and play with. When I looked at our children individually, I noticed that no child was just standing or sitting around they were engaged and appeared to be having fun.

PLAY

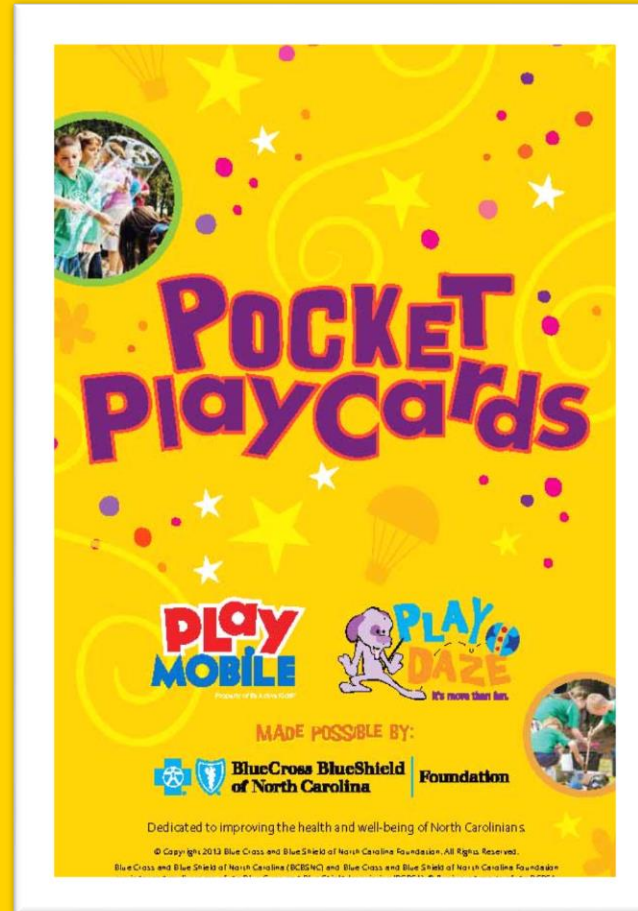
PlayDaze Reflections

This event will forever have a lasting impact on me. I will never forget this event and I know the children involved will not either. The fact that the children worked like little ants, marching back and forth to collect things to their forts, still amazes me! These kids had a fervent passion for what they were building and it really showed. Seeing them this way will help me to encourage more free play with my students. Outdoor play is the best freedom for a child. When they aren't limited to what they can do, they will amaze you.

Play

PLAYDAZE RESOURCES

- Steps to Holding a PlayDaze
- PlayDaze Planner
- Pocket PlayCards
- Volunteer/Facilitator Orientation Handout
- Example flyer
- PlayDaze Postcards
- PlayDaze Poster
- Videos of past PlayDaze



PLAY DAZE

It's more than fun.



2016



Planning



Orientation



PLC

Set-up



Lawn Play



Drum Circle



Loose Parts




Music Exploration



Corn Pool



Nature Art



Mural Art





Mud play



Gardening



Mud Art

Play



Sand Play



Creek Play



Hoop Creations

Play



Weaving



Water Play



Bike Obstacle Course



Fort Building

Bubbles



Mountain Climbing

Play



Lawn Obstacle Course



Cardboard Challenge



Playground Games

Clean-up



PLAY DAZE

It's more than fun.



P COALITION
FOR FAMILIES
IN LEE COUNTY

Smart
START



PLAY

Creek Play



PLAY







Story Time



Bubbles



Doll Washing







PLC



PLC



PLC



PLC



PLAY




PICTURE

Questions?



Play



Beactivekids.org



CONTACT

Be Active Kids
Ronda Hawkins
Judy Thomas
Patty Sullivan

info@beactivekids.org

Hawkinsr@sandhills.edu

jthomas@coalitionforfamilies.org

psullivan@randolphkids.org

